


PNGMH66-DGBX(210) 640-665 Watt

BIFACIAL MONO SOLAR PERC

Key Features



IP68 junction box, connector

IP68 junction box and connector have a high degree of waterproof, effectively resist the harsh environment;



PID Resistant

Excellent PID resistance at 96 hours (85°C/85%) test, and also can be improved to meet higher standards for the particularly harsh environment;



MBB half-cut cell technology

New circuit design, lower internal current, lower Rs loss



Significantly lower the risk of hot spot

Special circuit design with much lower hot spot temperature

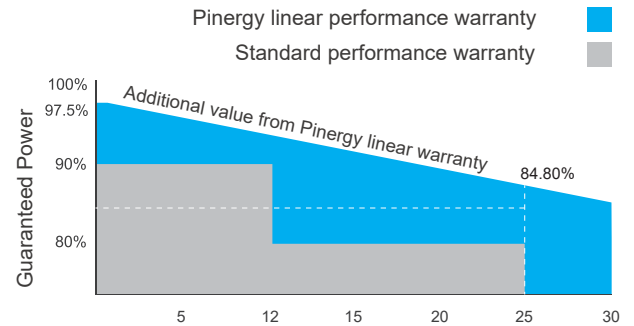


Lower LCOE

2% more power generation, lower LCOE

Linear Performance Warranty

12 Years Product Warranty · 30 Years Linear Power Warranty



Certifications

- IEC 61215, IEC 61730, CE, CQC
- ISO9001: 2015: Quality management system
- ISO14001: 2015: Environmental management system
- ISO45001: 2018: Occupational health and safety management system



Electrical Specifications

Module Type: PNGMH66-DGBX-xxx , (xxx=Pmax)

Module Type	640		645		650		655		660		665	
	STC	NOCT	STC	NOCT	STC	NOCT	STC	NOCT	STC	NOCT	STC	NOCT
Max. Power (Pmax/W)	640	484	645	488	650	492	655	496	660	499	665	503
Voltage at Max. Power (Vmp/V)	37.2	34.7	37.4	34.1	37.6	35.1	37.8	35.3	38.0	35.5	38.2	35.6
Current at Max. Power (Imp/A)	17.20	13.95	17.25	13.99	17.29	14.02	17.33	14.05	17.37	14.09	17.41	14.12
Open circuit voltage (Voc/V)	45.0	42.4	45.2	42.6	45.4	42.8	45.6	43.0	45.8	43.1	46.0	43.3
Short circuit current (Isc/A)	18.12	14.61	18.17	14.65	18.21	14.68	18.26	14.72	18.31	14.76	18.36	14.80
Module efficiency (%)	20.6%		20.8%		20.9%		21.1%		21.2%		21.4%	
Power Tolerance (W)	0~+5											

Standard Test Condition (STC) : Irradiance 1000W/m², Cell Temperature 25°C, AM1.5

Nominal Module Operating Temperature (NOCT) : Irradiance 800W/m², Ambient Temperature 20°C, AM1.5, Wind Speed 1m/s

Electrical Characteristics With Different Power Bin (Reference To 10% Irradiance Ratio)

Maximum Power-Pmp (W)	679.5	684.8	690.2	695.5	700.9	706.2	711.6	716.9
Maximum Power Voltage (Vmpp/V)	37.00	37.20	37.40	37.60	37.80	38.00	38.20	38.40
Maximum Power Current (Imppp/A)	18.36	18.41	18.45	18.50	18.54	18.58	18.63	18.67
Open Circuit Voltage (Voc/V)	44.80	45.00	45.20	45.40	45.60	45.80	46.00	46.20
Short Circuit Current (Isc/A)	19.33	19.38	19.44	19.48	19.54	19.59	19.65	19.70
Irradiance Ratio (Rear/Front)	10%							

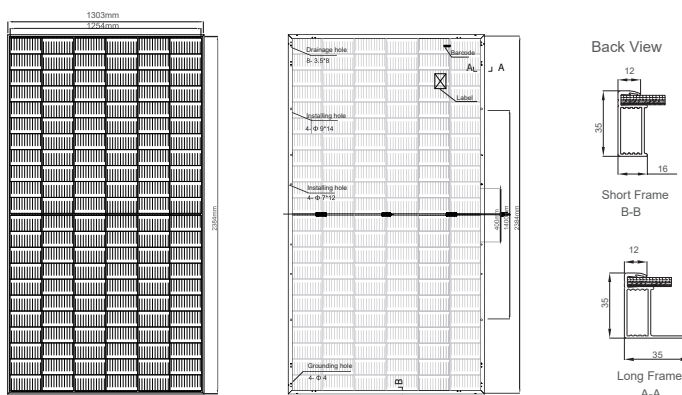
Mechanical Specifications

Cell Type	MBB BIFACIAL MONO 210×105mm
No. of Cells	132 (6×22)
Dimension	2384x1303x35mm
Weight	38.7kg
Glass	Dual glass,2.0mm coated tempered glass
Frame	Anodized Aluminium Alloy
Junction Box	IP68, 3 diodes
Output Cables	4mm ² , Length 300mm or customized
Connector type	MC4 compatible

Packing Configurations

Per Pallet	31 Pcs
Per 40' HQ Container	558 Pcs

Engineering Drawings



Temperature Characteristics

NOCT Temperature	44°C ±2°C
Temperature Coefficient (Pmax)	-0.36%/°C
Temperature Coefficient (Voc)	-0.28%/°C
Temperature Coefficient (Isc)	0.05%/°C

Maximum Ratings

Maximum system voltage (IEC)	1500V DC
Snow / Wind	5400Pa / 2400Pa
Operating Temperature	-40°C ~ +85°C
Maximum series fuse rating	30A

Curve & Temperature Dependence

